

TEL. 9554725, 55110031

PABX-575,

Mail: fxdeal@janatabank-bd.com

Exchange Rate Circular - 059

EFFECTIVE DATE: 28 Mar 2021

JANATA BANK LIMITED

TREASURY DEPT.(FRONT OFFICE)

HEAD OFFICE, DHAKA

INDICATIVE ONLY: Rates may vary in the

same day

For Previous Rate Sheet Click

<https://goo.gl/URA0t4>

DATE : 28 Mar 2021

Sunday

A) CROSS RATE OF N.Y CLOSING &amp; S.E. ASIAN MARKETS AS ON 26/03/2021

	GBP/USD	EUR/USD	USD/JPY	USD/C.DLR	USD/S.FRA	AUD/USD
SELLING	1.3791	1.1800	109.6400	1.2576	0.9389	0.7638
BUYING	1.3787	1.1796	109.6700	1.2580	0.9393	0.7636

B) JANATA BANK LTD'S CASH

CURRENCY &amp; T.C TO PUBLIC TK PER UNIT OF FOREIGN CURRENCY

SELLING	CURRENCY	BUYING	SELLING	CURRENCY	BUYING
86.7000	US Dollar	84.1000	23.6000	Saudi Riyal	21.7000
116.5000	G. B. Pound	111.5000	24.0000	UAE. Dirham	23.0000
101.7000	Euro	97.0000	20.8000	MAL.Ringit	18.0000
65.3848	Aus. Dollar	55.9348	1.2400	Indian Rupee	1.1500

BE SAME AS SELLING T.T.&amp; O.D AND BUYING O.D. TRANSFER

C) SELLING		NAME OF CURRENCY	BUYING			
T.T.& O.D.	B.C.		T.T.CLEAN	T.T.DOC	O.D.SIGHT EXP.BILLS	O.D. TRANSFER
84.9500	84.9500	US Dollar	84.2000	84.1500	84.1000	83.9000
119.2303	119.3717	G. B. POUND	115.6086	115.4345	115.1937	114.7329
102.2844	102.5198	EURO	98.3829	97.7267	97.5851	97.3935
0.7981	0.8043	JP.YEN	0.7709	0.7640	0.7628	0.7124
69.5465	69.7243	CAN.DLR	68.1123	68.0352	67.8287	67.1766
91.8997	92.0612	SWISS.FRANC	90.4374	90.2416	90.1484	89.6174
222.5000	222.7752	OMANIAN RIYAL	219.1444	211.9107	211.2686	210.1589
11.2500	11.4200	H.K.DLR	10.9093	10.8977	10.8659	10.8341
64.3598	66.7506	SING.DLR	62.9952		61.7446	59.0560
2.7592	2.7636	THI.BAHT	2.7245		2.7137	2.7057
20.6868	20.7063	MAL.RINGIT	20.4315		20.3502	20.2906
23.3010	23.3092	UAE.DIRHAM			22.9816	22.9975
22.8171	22.8751	SAUDI RIYAL			22.5073	22.4400
20.5000	21.7406	QATAR RIYAL				19.0000
282.9353	286.1768	KUWAIT DINAR				256.0000
224.7046	224.0461	BAHRAIN DINAR				215.9881
13.4375	14.0378	CHINESE YUAN				12.5000

D) USANCE RATE:	30 DAYS	60 DAYS	90 DAYS	120 DAYS	150 DAYS	180 DAYS
US Dollar	83.5988	83.1077	82.6165	82.1253	81.6342	81.1430
G. B. POUND	114.5193	113.8449	112.8815	112.4962	111.8218	111.1474
EURO	97.0112	96.4373	95.6174	95.2895	94.7156	94.1417

E) FORWARD RATE:		1 MONTH	2 MONTHS	3 MONTHS	6 MONTHS	1 YEAR
SELLING	US Dollar	85.5270	85.8040	86.1309	87.3119	0.0000
BUYING	US Dollar	84.6053	85.0604	85.3158	86.5315	0.0000

F) NFCD INTT RATE, EFFECT ON: 16.03.2021 To 31.03.2021	1 MONTH	3 MONTHS	6 MONTHS	12 MONTHS
US Dollar	0.10723	0.18155	0.19701	0.28030
G. B. POUND	0.05025	0.08005	0.09689	0.15561
EURO	0.00000	0.00000	0.00000	0.00000


G) LIBOR AS ON 26/03/2021, 60 DAYS 0.13738 90 DAYS 0.19900 180 DAYS 0.20325


H) INDICATIVE RATE OF 01 SDR, USD WITH NTL, CUR OF ACU MEMBERS AS IMF RATE 26/03/2021	IN.RS	N.RS	SL.RS	PK.RS	BD TK	USD
USD 1	72.4046	111.5268	177.4249	136.3669	84.5800	
SDR 1	102.8214	158.3787	251.9603	193.6540	120.1117	1.4201


IN CASE OF AUS. DOLLAR CASH RATE WILL BE USED FOR T.T ALSO

Rates mentioned in row C, D, E and F are applicable only for bank's own customers.

  
Md. Nur Islam  
PO  
Prepared By

  
Syeda Hasinatul Jannat  
SPO  
Checked By

  
Shipra Biswas  
AGM  
Authorized Signature

  
Md. Yakut Mia  
DGM  
Authorized Signature